

New! Sign Bench

Classic Seating



Model B410/G-8VR Sign Bench, portable/surface mount, hot dip galvanized frames, 8 ft. long, expanded steel seat, red thermo-plastic coated seat and sign frame.





Model B411/CB-4HU Sign Bench, embedded mount, black powder coated frames, 4 ft. long, blue thermo-plastic coated perforated steel seat and sign frame.

Get the word out. Promote an event. Recognize achievement, a donation, or memorial. Advertise your business. Generate revenue by selling the sign space on the back of the bench.

The new Pilot Rock Sign Bench lets you do all this and more. And it's built to be a public use bench with durable features like:


- All steel fabrication: steel sign frame, expanded steel or perforated steel or steel channel seat. Seat is 2 in. x 12 in. wide (nom.).
- Thermoplastic seat coating in your choice of colors.
- Frame legs are 2-3/8 in. OD steel pipe, with formed channel back support.
- Installation options: portable/surface mount, embedded frame post, bolt down base plate mount.
- Hot dip galvanized or powder coat frame finish.
- Black painted 3/4 in. marine grade plywood back support for sign.
- Your optional custom made Pilot Rock Sign features: .040 ga. Alumilite aluminum laminate, 1/4 in. thick, polycarbonate core, a 3M vinyl digitally printed graphic material, a 3M protective lamination over the graphic.
- Order/reorder from Pilot Rock Signs or your local sign company (use max. 1/4 in. thick material).
- Sign graphic can be replaced as often as you want. Just open the top cap and slide it out.
- Sign is 16 in. tall by 4 ft., 6 ft. or 8 ft. long.
- Hinged top cap closes the sign frame and can be padlocked to secure the sign (padlocks not included — order (2) #PL-1). The sign cannot be removed when cap is closed.
- An economic sign bench design.
- Warranty: (5) years on bench frames, seat, sign frame. (8) year warranty on sign material against delamination only.




The plywood back support slides in or out of the sign frame. (Note: plywood is not painted to better show detail.) Top cap is shown open.



◀ The top cap is hinged at both ends and easily lifts up and tips behind the bench. It's easy to install or replace your sign.

The top cap can be padlocked in the closed position to secure your sign until you want to replace it.



Traditional Bench	Model Number	Length (ft.)	Seat Material and Finish	Frame Finish	Sign Size H x W
MODEL B410 Surface Mount 	B410/G-4VB	4	Black thermo-plastic coated expanded steel (VB) Other colors available.	Hot dip galvanized finish (/G), or Black powder coat finish (/CB). Other colors available.	16"x48"
	___/G-6VB	6			16"x72"
	___/G-8VB	8			16"x96"
MODEL B411 Embedded Mount 	___/G-4HB	4	Black thermo-plastic coated perforated steel (HB) Other colors available.		16"x48"
	___/G-6HB	6			16"x72"
	___/G-8HB	8			16"x96"
MODEL B412 Bolt-down Mount 	___/G-6SC/TB	6	Black thermo-plastic coated formed steel channel (SC/TB) Other colors available.	16"x72"	
	___/G-8SC/TB	8		16"x96"	

Pilot Rock
PARK · STREET · CAMP
SITE PRODUCTS

For more information contact: RJThomas Mfg. Co., Inc., Cherokee, IA

Ph: 800-762-5002
customerservice@rjthomas.com
www.pilotrock.com

